

STEWARD LARGE CAP ENHANCED INDEX FUND INSTITUTIONAL CLASS

Fact Sheet – 6/30/2019

All data below is current as of 6/30/2019 unless otherwise specified.



Morningstar Rating™

★★★★★ OVERALL

Overall rating out of 1,205 Large Blend funds as of 6/30/2019.

Institutional Class: SEECX Class A: SEEKX Class C: SEEBX

Fund Performance History – Trailing Returns ¹

	1-Year	3-Years	5-Years	10-Years	Since Inception	2Q19	YTD 6/30/19
Institutional Class	7.53%	12.91%	8.74%	14.76%	9.00%	4.05%	18.20%
S&P 500	10.42%	14.19%	10.71%	14.70%	8.94%	4.30%	18.54%

Sector Diversification vs. S&P 500

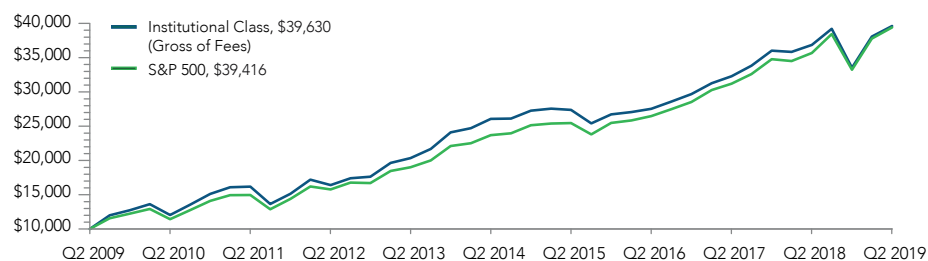
	Institutional Class	S&P 500
Communication Services	6.2%	10.2%
Consumer Discretionary	10.2%	10.2%
Consumer Staples	7.5%	7.3%
Energy	7.3%	5.0%
Financials	17.3%	13.1%
Health Care	11.7%	14.2%

	Institutional Class	S&P 500
Industrials	10.2%	9.4%
Information Technology	20.5%	21.5%
Materials	2.9%	2.8%
Real Estate	2.7%	3.1%
Utilities	3.5%	3.3%

Fund Performance History – Calendar Year Returns

	2009	2010	2011	2012	2013	2014	2015	2016	2017	2018
Institutional Class	37.06%	18.56%	0.17%	16.43%	36.68%	13.12%	-1.91%	11.02%	21.34%	-6.91%
S&P 500	26.47%	15.06%	2.12%	16.00%	32.41%	13.69%	1.38%	11.96%	21.83%	-4.38%

Growth of \$10,000 Investment at NAV with Dividends Reinvested – 10 Years ²



Past performance is no guarantee of future results. Investment return and principal value will fluctuate so that shares, when redeemed, may be worth more or less than their original cost. The Fund's current performance may be lower or higher than quoted. For the Fund's performance as of the most recent month end, please call 888-556-5369. Returns are historical and are calculated by determining the percentage change in the net asset value (NAV) with all income and capital gain distributions reinvested. Inception date for the Fund is October 1, 2004.

¹ Returns greater than one year are annualized.

² Source: Zephyr StyleADVISOR.

³ Total Assets Under Management all share classes.

⁴ A measure of the volatility of a fund—based on the fund's last three years of annualized daily returns—used to indicate the dispersion of past returns. A higher standard deviation means a greater potential for volatility. If three years of data is not available, inception-to-date is used for the calculation.

Fund Objective:

The Crossmark Steward Large Cap Enhanced Fund seeks long-term capital appreciation.

- Domestic, Large Cap Exposure
- Growth & Value Style Exposure
- Strategic Style Tilting
- Disciplined Quantitative Investment Process
- Proprietary Values-Based Screens

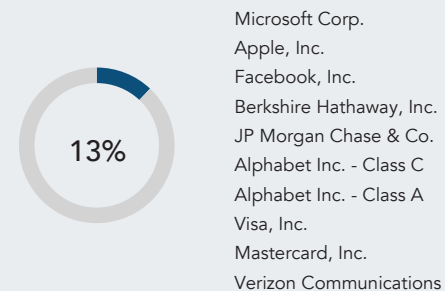
Fund Information

Ticker Symbol	SEECX
Total AUM ³	\$ 429.33 Million
Inception Date	10/1/2004
Expense Ratio As of year ended 4/30/2019	0.50%

Portfolio Characteristics

Market Capitalization	\$ 142.27 Billion
Number of Holdings	475
Beta	1.04
Standard Deviation ⁴	12.53

Top 10 Holdings



Microsoft Corp.
Apple, Inc.
Facebook, Inc.
Berkshire Hathaway, Inc.
JP Morgan Chase & Co.
Alphabet Inc. - Class C
Alphabet Inc. - Class A
Visa, Inc.
Mastercard, Inc.
Verizon Communications

% of Total Portfolio: 13%

© 2019 Morningstar. All Rights Reserved. The information contained herein: (1) is proprietary to Morningstar and/or its content providers; (2) may not be copied or distributed; and (3) is not warranted to be accurate, complete or timely. Neither Morningstar nor its content providers are responsible for any damages or losses arising from any use of this information.

STEWARD LARGE CAP ENHANCED INDEX FUND INSTITUTIONAL CLASS

Fact Sheet – 6/30/2019

All data below is current as of 6/30/2019 unless otherwise specified.



Investment Process

The Fund employs a six-step process that combines large cap style allocation with relative risk controlled portfolio construction and values screening policies.

Values-Based Screening Methodology

The Fund applies a proprietary set of values screens to all of the investments. Screens applied to the portfolio management process allows investors to avoid owning securities in companies that choose to profit from businesses that are at odds with values-based investing.

Crossmark Steward Avoidance Screens

Alcohol	Gambling	Life Ethics	Mature Content	Tobacco
---------	----------	-------------	----------------	---------

This is not an offer to sell or a solicitation to buy Fund shares. Sales of Fund shares may only be made by prospectus. Before investing you should carefully consider the Fund's investment objectives, risks, charges and expenses. This and other information is in the prospectus, a copy of which may be obtained by calling Crossmark Distributors, Inc., the Distributor of the Steward Funds, Inc., at 800-262-6631. Please read the prospectus carefully before you invest.


The S&P 500 Index is a large capitalization weighted index of 500 U.S. companies generally considered to be representative of stock market activity. Please note that indexes do not take into account any fees and expenses of investing in the individual securities that they track and investors cannot invest directly in any index.

Risk Factors: The Fund may not achieve its stated investment objective. Please be aware that the Fund may be subject to certain additional risks such as Values Screening and Equity Market Risk. The Fund may not achieve the same level of performance as it would have without the application of the Values Screening policies. The value of equity securities will rise and fall in response to the activities of the companies that issued the securities, general market conditions and/or economic conditions. Please see the Fund's prospectus for a further explanation of these risks.

© 2019 Crossmark Distributors, Inc. Distributor Member FINRA
Not FDIC Insured - No Bank Guarantee - May Lose Value

Our Firm:


Crossmark Global Investments is an innovative investment management firm. We provide a full suite of investment management solutions to institutional investors, financial advisors and the clients they serve. We have a multi-decade legacy of specializing in values-based investment strategies for clients. Founded in 1987, the firm is headquartered in Houston, Texas and manages approximately \$5.0 billion in AUM.



JOHN R. WOLF
Managing Director



MELVILLE L. CODY
Senior Portfolio Manager



ZACK WEHNER
Portfolio Manager

65 years of combined experience.

Supported by the entire Crossmark Global Investments team.

Morningstar Rating™

★★★★★	OVERALL
★★★★	3 YEAR
★★★★	5 YEAR
★★★★★	10 YEAR

Overall rating out of 1,205, 3 Year out of 1,205, 5 Year out of 1,066, and 10 Year out of 809 Large Blend funds as of 6/30/2019.

The Morningstar Rating™ for funds, or "star rating", is calculated for funds with at least a three-year history. It is calculated based on a Morningstar Risk-Adjusted Return measure that accounts for variation in a managed product's monthly excess performance, placing more emphasis on downward variations and rewarding consistent performance. The top 10% of products in each product category receive 5 stars, the next 22.5% receive 4 stars, the next 35% receive 3 stars, the next 22.5% receive 2 stars, and the bottom 10% receive 1 star. The Overall Morningstar Rating for a managed product is derived from a weighted average of the performance figures associated with its three-, five-, and 10-year (if applicable) Morningstar Rating metrics.

15375 Memorial Drive, Suite 200, Houston, TX 77079
888.845.6910 advisorsolutions@crossmarkglobal.com
crossmarkglobal.com