

# Vanguard Real Estate Index Fund

Real estate stock fund | Admiral™ Shares

## Fund facts

Risk level	Total net assets	Expense ratio as of 05/27/22	Ticker symbol	Turnover rate	Inception date	Fund number
Low <-----> High 1 2 3 4 5	\$20,064 MM	0.12%	VGSLX	7.4%	11/12/01	5123

## Investment objective

Vanguard Real Estate Index Fund seeks to provide a high level of income and moderate long-term capital appreciation by tracking the performance of a benchmark index that measures the performance of publicly traded equity REITs and other real estate-related investments.

## Investment strategy

The fund employs an indexing investment approach designed to track the performance of the MSCI US Investable Market Real Estate 25/50 Index. The MSCI US Investable Market Real Estate 25/50 Index is made up of stocks of large, mid-size, and small U.S. companies within the real estate sector, as classified under the Global Industry Classification Standard (GICS). The GICS real estate sector is composed of equity real estate investment trusts (known as REITs), which includes specialized REITs, and real estate management and development companies. The fund attempts to replicate the index by investing all, or substantially all, of its assets—either directly or indirectly through a wholly owned subsidiary (the underlying fund), which is itself a registered investment company—in the stocks that make up the index, holding each stock in approximately the same proportion as its weighting in the index. The fund may invest a portion of its assets in the underlying fund.



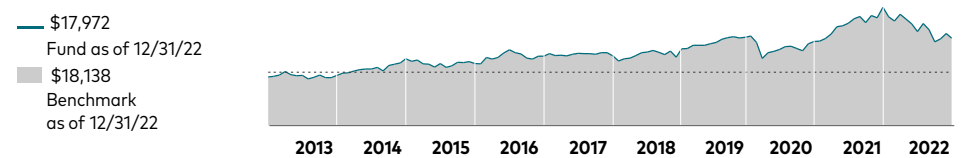
For the most up-to-date fund data, please scan the QR code below.



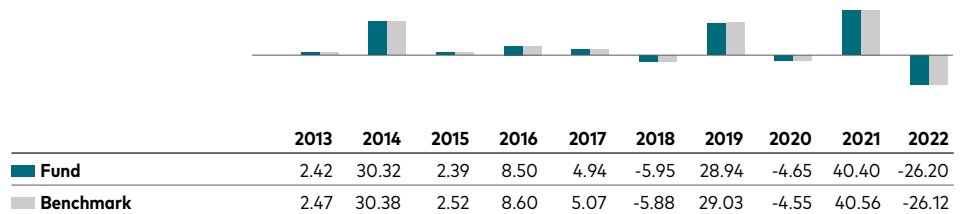
## Benchmark

Real Estate Spliced Index

## Growth of a \$10,000 investment: January 31, 2013–December 31, 2022



## Annual returns



## Total returns

	Quarter	Year to date	One year	Three years	Five years	Ten years
Fund	4.31%	-26.20%	-26.20%	-0.41%	3.68%	6.42%
Benchmark	4.35%	-26.12%	-26.12%	-0.29%	3.78%	6.52%

Periods ended December 31, 2022

The performance data shown represent past performance, which is not a guarantee of future results. Investment returns and principal value will fluctuate, so investors' shares, when sold, may be worth more or less than their original cost. Current performance may be lower or higher than the performance data cited. For performance data current to the most recent month-end, visit our website at [vanguard.com/performance](https://www.vanguard.com/performance). The performance of an index is not an exact representation of any particular investment, as you cannot invest directly in an index.

Figures for periods of less than one year are cumulative returns. All other figures represent average annual returns. Performance figures include the reinvestment of all dividends and any capital gains distributions. All returns are net of expenses.

# Vanguard Real Estate Index Fund

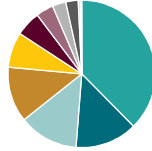
Real estate stock fund | Admiral™ Shares

## Ten largest holdings\*

1	Vanguard Real Estate II Index Fund	
2	Prologis Inc.	
3	American Tower Corp.	
4	Equinix Inc.	
5	Crown Castle Inc.	
6	Public Storage	
7	Realty Income Corp.	
8	Simon Property Group Inc.	
9	SBA Communications Corp.	
10	Welltower Inc.	
Top 10 as % of total net assets		47.6%

\* The holdings listed exclude any temporary cash investments and equity index products.

## Sector Diversification



Specialized REITs	37.6%	Real Estate Services	3.8
Residential REITs	13.7	Diversified REITs	3.0
Retail REITs	13.0	Hotel & Resort REITs	2.7
Industrial REITs	12.2	Real Estate Operating Co.	0.4
Health Care REITs	7.7	Real Estate Development	0.3
Office REITs	5.5	Diversified Real Estate Act.	0.1

Sector categories are based on the Global Industry Classification Standard ("GICS"), except for the "Other" category (if applicable), which includes securities that have not been provided a GICS classification as of the effective reporting period.

Connect with Vanguard® • [vanguard.com](https://www.vanguard.com)

## Plain talk about risk

An investment in the fund could lose money over short or even long periods. You should expect the fund's share price and total return to fluctuate within a wide range, like the fluctuations of the overall stock market. The fund's performance could be hurt by:

**Industry concentration risk:** The chance that the stocks of REITs and other real estate-related investments will decline because of adverse developments affecting the real estate industry and real property values. Because the fund concentrates its assets in real estate stocks, industry concentration risk is high.

**Stock market risk:** The chance that stock prices overall will decline. Stock markets tend to move in cycles, with periods of rising stock prices and periods of falling stock prices. The fund's target index may, at times, become focused in stocks of a particular sector, category, or group of companies. Because the fund seeks to track its target index, the fund may underperform the overall stock market.

**Interest rate risk:** The chance that REIT stock prices overall will decline, and that the cost of borrowing for REITs will increase because of rising interest rates. Interest rate risk is high for the portfolio.

**Investment style risk:** The chance that the returns from REIT stocks—which frequently are small- or mid-capitalization stocks—will trail returns from the overall stock market. Historically, REIT stocks have performed quite differently from the overall market.

**Nondiversification risk:** The chance that the fund may invest a greater percentage of its assets in a particular issuer or group of issuers or may own larger positions of an issuer's voting stock than a diversified fund.

## Note on frequent trading restrictions

Frequent trading policies may apply to those funds offered as investment options within your plan. Please log on to [vanguard.com](https://www.vanguard.com) for your employer plans or contact Participant Services at 800-523-1188 for additional information.

The funds or securities referred to herein are not sponsored, endorsed, or promoted by MSCI, and MSCI bears no liability with respect to any such funds or securities. The prospectus or the Statement of Additional Information contains a more detailed description of the limited relationship MSCI has with Vanguard and any related funds.

**For more information about Vanguard funds or to obtain a prospectus, see below for which situation is right for you.**

If you receive your retirement plan statement from Vanguard or log on to Vanguard's website to view your plan, visit [vanguard.com](https://www.vanguard.com) or call 800-523-1188.

If you receive your retirement plan statement from a service provider other than Vanguard or log on to a recordkeeper's website that is not Vanguard to view your plan, please call 855-402-2646.

Visit [vanguard.com](https://www.vanguard.com) to obtain a prospectus or, if available, a summary prospectus. Investment objectives, risks, charges, expenses, and other important information about a fund are contained in the prospectus; read and consider it carefully before investing.

**Financial advisor clients: For more information about Vanguard funds, contact your financial advisor to obtain a prospectus.**

Investment Products: Not FDIC Insured • No Bank Guarantee • May Lose Value